

EE3-24M

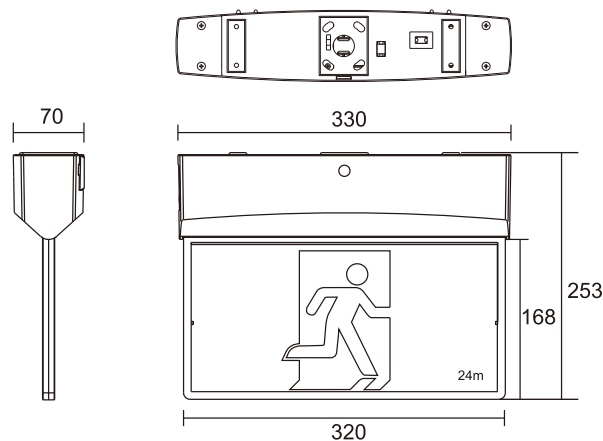
Emergency Exit Sign

应急疏散指示灯

Features:

- Wall or surface mounting options
- Operate in maintained mode, max 3W
- Two side fitting for pictorial legends
- Intelligent automatic recharging function
- 3 hour emergency operation
- LED charge status display
- Test button for self-test function
- Easy installation
- LEDs on thin PCB

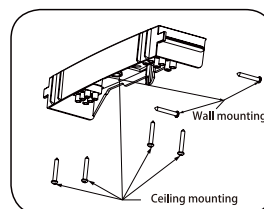
- 墙或吸顶式安装
- 可持续型模式安装，最大功率仅3W
- 双面导光指示
- 智能自动充电功能
- 3小时应急照明
- LED充电状态指示
- 测试按钮自检功能
- 安装便捷
- 细长PCB LED灯板



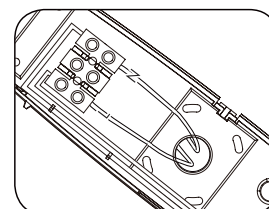
Parameters:

Rated power supply 额定电压	220-240VAC 50/60Hz
Power consumption 功耗	Max.3.5W
Charge time 充电时间	16h
Discharge duration 放电时间	>3h
Test facility 测试方式	Manual test
Operation mode 应急模式	Maintained
Response time 响应时间	<0.5S
Maximum spacing 最大间距	24m
IP rating IP等级	IP 20
Protection class 绝缘等级	Class II
Material 材料	housing: PC,diffuser: PMMA
Ambient temperature ta 环境温度	0...+45°C
Battery type 电池	Ni-MH 3.6V 1.5Ah
Dimensions LxWxH 尺寸	330x70x253mm

INSTALLATION:



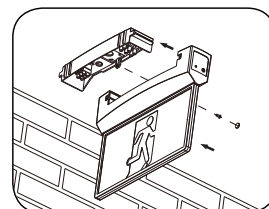
- 1 Knock out appropriate centre cable hole and screw holes in the mounting plate.



- 2 Fix mounting plate to mounting surface and connect power cords to terminal block as shown in the diagram.



- 3 Change decal if necessary.



- 4 Snap unit to mounting plate, lock screw and press plug in the hole.

Pictorial Legends:



Straight



Right



Left