

LC Series

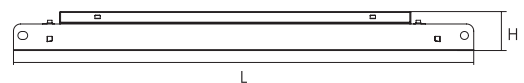
Detached Motion Sensor LED Driver

外置微波感应LED驱动器

Features:

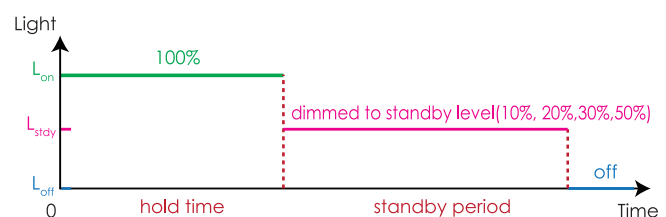
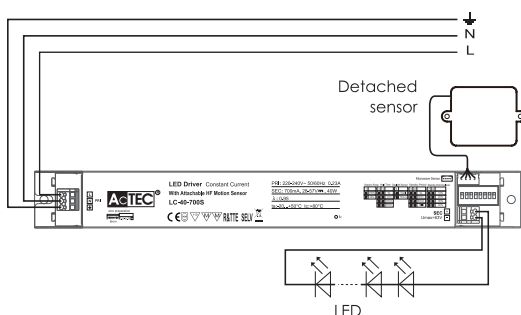
- Constant current driver, detached motion sensor
- Super compact design, driver for built-in use
- Stroboscopic percentage <1%
- Standby power less than 0.5W
- 360° detection range
- 5 meter detection range
- Daylight sensor to adjust the brightness
- 5.8 GHz-microwave, transmission power <0.2mW
- Detection range, timeout, daylight threshold can be preset
- Timeout adjustable from 5 seconds to 30 minutes
- Microwave can penetrate non-metallic barrier, such as plastic and glass materials
- Suitable for use in emergency lighting systems

- 恒流驱动，外置微波感应器
- 超小体积紧凑设计，内置式运用
- 频闪度<1%
- 待机功率小于0.5W
- 360度探测范围
- 5米超大检测距离
- 光敏感应可调阈值
- 微波工作频率5.8GHz，传输功率<0.2mW
- 探测范围、保持时间、保持亮度可调
- 保持时间5秒至30分钟可调
- 直接安装在灯具内部，可穿透非金属障碍物，如塑料、玻璃材料
- 适用于紧急照明控制系统



Parameters:

Model No. 型号	Input voltage 额定电压 (V)	Max. output power 最大功率 (W)	Output current 输出电流 (mA)	Output voltage 输出电压 (V)	Power factor 功率因数 (λ)	Efficiency full load 效率 (%)	Standby power 待机功率 (W)	Ambient temperature 环境温度 t _a (°C)	Max. casing temperature 最大外壳温度 t _c (°C)	Isolation 隔离	Dimensions LxWxH 尺寸 (mm)	Weight 重量 (g)
LC-25-500S	220-240	25	500	25-50	0.95	86	<0.5	-20...+50	80	SELV	125x54x22	150
LC-25-700S	220-240	25	700	18-36	0.95	85	<0.5	-20...+50	80	SELV	125x54x22	150
LC-40-700S	220-240	40	700	28-57	0.95	87	<0.5	-20...+50	80	SELV	270x31.5x22	226.5
LC-40-1050S	220-240	40	1050	19-38	0.95	86	<0.5	-20...+50	80	SELV	270x31.5x22	226.5
LC-70-1050S	220-240	70	1050	33.5-67	0.95	88	<0.5	-20...+50	80	SELV	280x30x28	290
LC-70-1400S	220-240	70	1400	25-50	0.95	87	<0.5	-20...+50	80	SELV	280x30x28	290



Tri-level Dimming Control

Detached Motion Sensor LED Driver